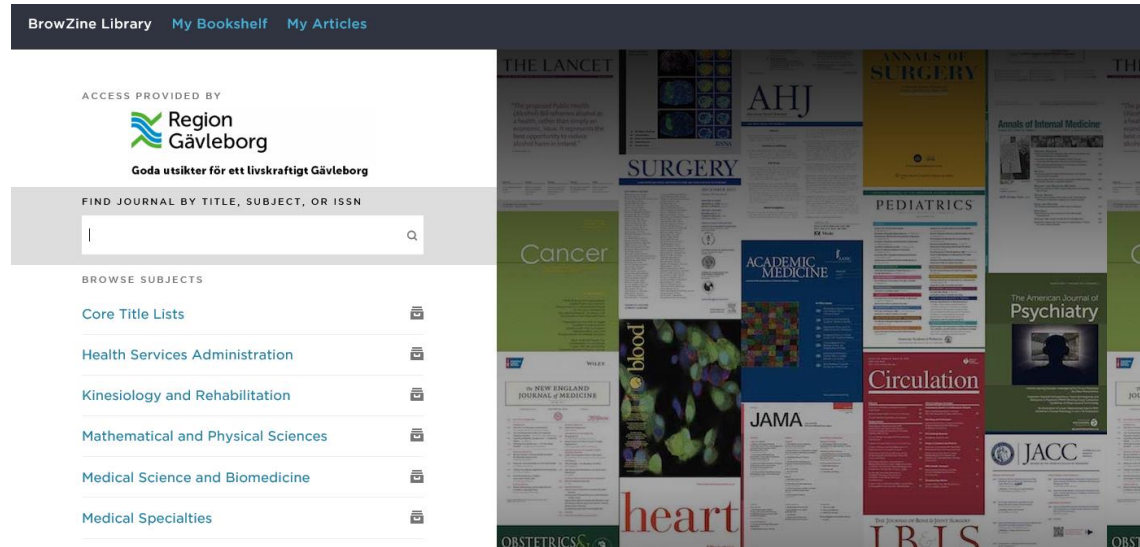


BROWZINE WEB



Om du vill kunna spara tidskrifter och bevaka nya tidskriftsnummer samt spara artiklar skapa ett personligt konto.

Åtkomst utanför landstingets nätverk

<p>Sign in with an OpenAthens account</p> <p>Username</p> <input data-bbox="208 525 929 586" type="text"/> <p>Password</p> <input data-bbox="208 639 929 701" type="password"/> <p><input data-bbox="392 722 751 768" type="button" value="Sign in"/></p> <p>Problems signing in?</p>	<p>Find your institution</p> <p>Search</p> <input data-bbox="1000 525 1649 586" type="text" value="Type the name of your institution"/> <input data-bbox="1649 525 1721 586" type="button" value="Q"/>
---	--


Kräver ett konto i OpenAthens. Om du inte har ett skaffa här:
<https://www.regiongavleborg.se/sjukhusbibliotek>.

Bläddra fram till ett ämne eller en titel

Röd symbol = ämnesområde

Blå symbol = tidskriftstitel

ACCESS PROVIDED BY

























Region
Gävleborg

Goda utsikter för ett livskraftigt Gävleborg

FIND JOURNAL BY TITLE, SUBJECT, OR ISSN

BROWSE SUBJECTS

- Core Title Lists 
- Health Services Administration 
- Kinesiology and Rehabilitation 
- Mathematical and Physical Sciences 
- Medical Science and Biomedicine 
- Medical Specialties 
- Molecular and Medical Biology 
- Nursing and Allied Health 
- Pharmacy and Pharmacology 
- Psychiatry and Psychology 

Nursing	
Nursing - All Journals	
Nursing Administration	
Nursing Administration Quarterly	
Nursing Critical Care	
Nursing - Education and Professional Issues	
Nursing Education Perspectives	
Nursing Ethics	
Nursing Forum	
Nursing - General/Interdisciplinary	
Nursing & Health Sciences	
Nursing in Critical Care	

Läsa en tidskrift

- Se tillgängliga årgångar och nummer
- Spara i min bokhylla = Add to my bookshelf (kräver ett konto)
- Läs abstract: klicka på pil mitt på artikeln

The screenshot displays the Acta Radiologica journal website. At the top, there are navigation tabs: "BrowZine Library", "My Bookshelf", and "My Articles". The journal cover for "Acta Radiologica" is shown with an SJR score of 0.7 and an "ADD TO MY BOOKSHELF" button. Below the cover, there are sections for "NEW ARTICLES" and "JOURNAL ISSUES". The "JOURNAL ISSUES" section shows a list of years from 2006 to 2021, with "2021" selected and "Vol 62 Issue 3" highlighted. The main content area displays three articles from 2021, Vol. 62 Issue 3. Each article has a title, page numbers, authors, and an abstract. A blue arrow points to the "ADD TO MY BOOKSHELF" button on the journal cover. Another blue arrow points to the abstract icon (a small document with a magnifying glass) located below the article titles.

2021
Vol. 62 Issue 3

Assessment of liver metastases radiomic feature reproducibility with deep-learning-based semi-automatic segmentation software
pp. 291-301 - Wang, Lan, Tan, Jingwen, Ge, Yingqian, ... Pan, Zilai

Good feature reproducibility enhances model reliability. The manual segmentation of gastric cancer with liver metastasis (GCLM) can be time-consuming and unstable. To assess the value of a semi-automatic segmentation tool in improving the reproducibility of the radiomic features of GCLM. Patients who underwent dual-source computed tomography were retrospectively reviewed. As an intra-observer analysis, one radiologist segmented metastatic liver lesions manually and semi-automatically twice. Another radiologist re-segmented the lesions once as an inter-observer analysis. A total of 1691 features were extracted. Spearman rank correlation was use...

Imaging of colorectal cancer liver metastases using contrast-enhanced US, multidetector CT, MRI, and FDG PET/CT: a meta-analysis
pp. 302-312 - Tsili, Athina C, Alexiou, George, Naka, Christina, Argyropoulou, Maria I

Imaging of colorectal cancer liver metastases (CRCLMs) has improved in recent years. Therefore, the role of current imaging techniques needs to be defined. To assess the diagnostic performance of contrast-enhanced ultrasound (CEUS), multidetector computed tomography (MDCT), magnetic resonance imaging (MRI), and fluorodeoxyglucose (FDG) positron emission tomography (PET)/CT in the detection of CRCLMs. PubMed database was searched for articles published during 2000-2019. Inclusion criteria were as follows: diagnosis/suspicion of CRCLMs, CEUS, MDCT, MRI, or FDG PET/CT performed for the detection of CRCLMs, prospective study design, histopathologic examination, intraoperative findings and/or follow-up used as reference standard, and data for calculating sensitivity and specificity reported. Twelve prospective studies were assessed, including 536 patients with CRCLMs (n = 1335). On a per-lesion basis, the sensitivity of CEUS, MDCT, MRI, and FDG PET/CT was 86%, 84%, 89%, and 62%, respectively. MRI had the highest sensitivity on a per-lesion analysis. CEUS and MDCT had comparable sensitivities. On a per-patient basis, the sensitivity and specificity of CEUS, MDCT, MRI, and FDG PET/CT was 80% and 97%, 87% and 93%, 87% and 84%, and 96% and 97%, respectively. The per-patient sensitivities for MRI and MDCT were similar. The sensitivity for MRI was higher than that for CEUS, MDCT, and FDG PET/CT for lesions <10 mm and lesions at least 10 mm in size. Hepatospecific contrast agent did not improve diagnostic performances. MRI is the preferred imaging modality for evaluating CRCLMs. Both MDCT and CEUS can be used as alternatives.

Trans-arterial chemoembolization with degradable starch microspheres (DSM-TACE) versus selective internal radiation therapy (SIRT) in multifocal hepatocellular carcinoma
pp. 313-321 - Auer, Timo A, Jonczyk, Martin, Collettini, Federico, ... Gebauer, Bernhard

To date there is no therapy consensus in patients with multifocal hepatocellular carcinoma (mHCC). To compare outcome of trans-arterial chemoembolization (TACE) with degradable starch microspheres (DSM-TACE) versus selective internal radiation therapy (SIRT) in mHCC. In this single-center study, 36 patients without portal vein invasion, treated between May 2014 and May 2018, were enrolled retrospectively. Eighteen consecutive patients received DSM-TACE and were matched by age, gender, BCLC stage, Child-Pugh status, and tumor volume and 18 patients underwent SIRT. Overall survival (OS), progression-free survival (PFS), and local tumor c...

Periportal fields cause stronger cooling effects than veins in hepatic microwave ablation: an in vivo porcine study
pp. 322-328 - Poch, Franz GM, Geyer, Beatrice, Neizert, Christina A, ... Lohmann, Kai S

Min bokhylla

Spara dina favorittitlar i din bokhylla

- klicka på Add to my bookshelf



BrowZine Library My Bookshelf 999+ My Articles

Acta Diabetologica

SJR: 1.309

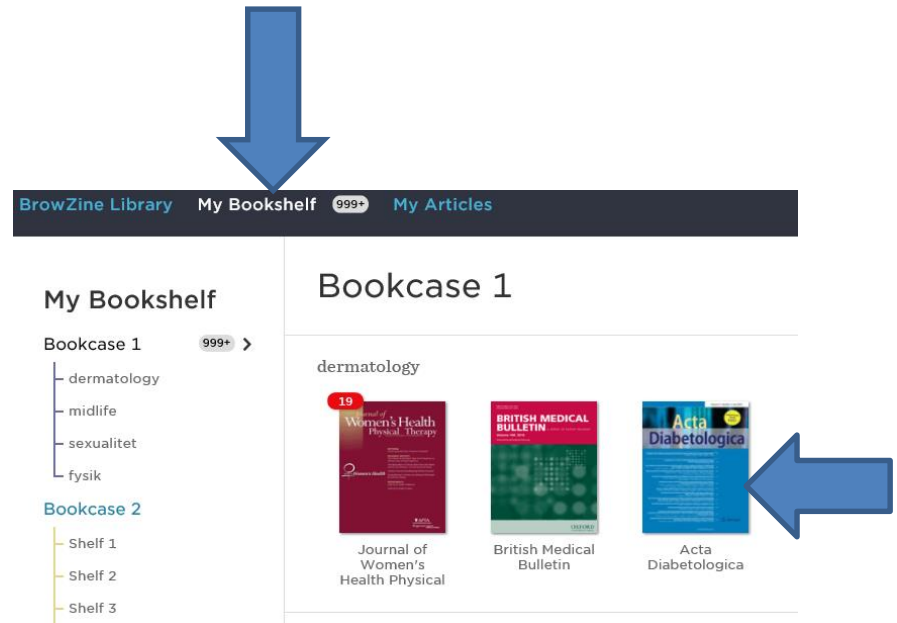
ADD TO MY BOOKSHELF

NEW ARTICLES

Articles in Press

JOURNAL ISSUES

2021	Vol 58 Issue 3
2020	Vol 58 Issue 2
2019	Vol 58 Issue 1
2018	
2017	
2016	
2015	
2014	



BrowZine Library My Bookshelf 999+ My Articles

My Bookshelf

Bookcase 1 999+ >

- dermatology
- midlife
- sexualitet
- fysik

Bookcase 2

- Shelf 1
- Shelf 2
- Shelf 3

Bookcase 1

dermatology

19 Journal of Women's Health Physical Therapy

BRITISH MEDICAL BULLETIN

Acta Diabetologica

Mina artiklar

- Spara artiklar i My articles
- Spara i ett referenshanteringsystem
- Skicka artikel

BrowZine Library My Bookshelf 999+ My Articles

Acta Diabetologica
SJR: 1.309
ON MY BOOKSHELF

NEW ARTICLES
Articles in Press

JOURNAL ISSUES

2021 > Vol 58 Issue 3
2020 Vol 58 Issue 2
2019 Vol 58 Issue 1
2018
2017
2016
2015
2014
2013
2012

2021
Vol. 58 Issue 3

The crucial role of early-life gut microbiota in the development of type 1 diabetes
pp. 249-265 - Zhou, He; Sun, Lin; Zhang, Siwen; ... Wang, Guixia

National diabetes registries: do they make a difference?
pp. 267-278 - Bak, Jessica C. G.; Serné, Erik H.; Kramer, Mark H. H.; ... Verheugt, Carianne L.

Diagnosing type 2 diabetes using Hemoglobin A1c: a systematic review and meta-analysis of the diagnosis
pp. 279-300 - Butler, Alexandra E.; English, Emma; Kilpatrick, Eric S.; ... John, W. Garry

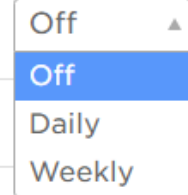
Bevaka utgivning av tidskrifter via mail

- Spara de tidskrifter du är intresserad av i din bokhylla
- Gå till Settings högst upp i högra hörnet där ditt användarnamn står och klicka på hjulet
- Till höger om Email notifications finns en rullist där du väljer om du vill få mail dagligen eller varje vecka
- Nu får du mail enligt det intervall du valt när det är en ny utgivning. Du får mail för alla tidskrifter i din bokhylla och kan inte välja ut ett fåtal.

Email Notifications

Reset password

Logout of BrewZine



A dropdown menu with a white background and a thin border. It contains four options: 'Off' (top), 'Off' (second, highlighted with a blue background), 'Daily', and 'Weekly'. A small upward-pointing triangle is visible to the right of the top 'Off' option.

Off
Off
Daily
Weekly

Logout

Beställ en artikel som inte finns i fulltext

Region Gävleborg
Gods stöd för ett livskraftigt Gävleborg

ACCESS PROVIDED BY
Region Gävleborg

Full text of this article is not available, but we may be able to get it for you.

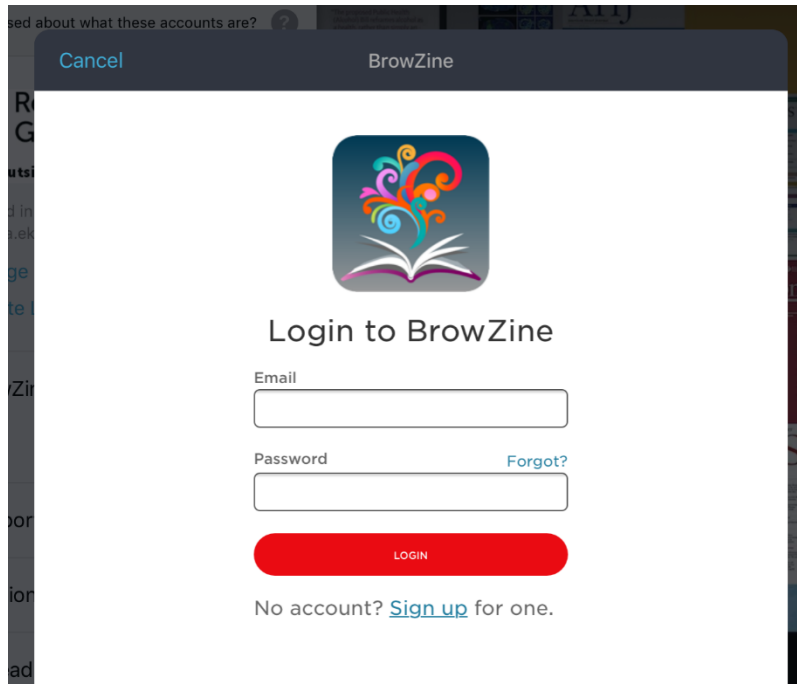
acupuncture
The effect of two types of minimal acupuncture on stooling, sleeping and feeding in infants with colic: secondary analysis of a multicentre RCT in Sweden (ACU-COL)

Acupuncture in Medicine
Landgren, Kajsa; Hallström, Inger; Tiberg, Iren
Vol. 39 Issue 2, pp. 106-115, 2021.


REQUEST THIS ITEM AND/OR CHECK
ADDITIONAL SOURCES

BROWZINE APP

- Välj Region Gävleborg
- Logga in med ditt konto i OpenAthens så du får tillgång till fulltextprenumerationerna i regionen
- Logga in på ditt BrowZine-konto om du vill spara artiklar och tidskrifter – app och webbversion är synkade



Cancel BrowZine



Login to BrowZine

Email

Password [Forgot?](#)

LOGIN


No account? [Sign up](#) for one.

Du kan söka och bläddra både alfabetiskt och ämnesindelad

BrowZine

Find journal by title or s...

- Core Title Lists
- Health Services Administration
- Kinesiology and Rehabilitation
- Mathematical and Physical Sciences
- Medical Science and Biomedicine
- Medical Specialties
- Molecular and Medical Biology
- Nursing and Allied Health
- Pharmacy and Pharmacology
- Psychiatry and Psychology























Core Title Lists - All Journals

Find journal by title or subject

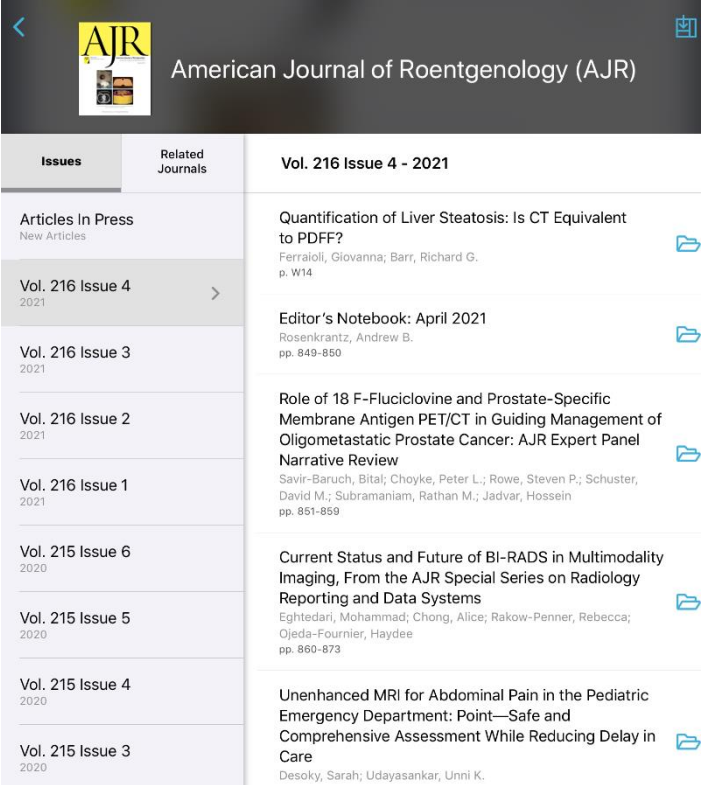
All Journals >

A - Z Journal Rank

Core Medical Title Lists

 Academic Medicine	 American Heart Journal	 The American Journal of Cardiology	 American Journal of Clinical Nutriti...
 American Journal of Clinical Pathol...	 American Journal of Epidemiology	 American Journal of Health Promo...	 American Journal of Industrial Med...
 The American Journal of Medicine	 American Journal of Nursing	 American Journal of Obstetrics an...	 American Journal of Ophthalmology
 The American Journal of Pathology	 American Journal of Physical Medi...	 American Journal of Preventive Me...	 American Journal of Public Health
 American Journal of	 American Journal of	 The American Journal of	 The American Journal of the

Spara tidskrifter och artiklar



The screenshot displays the AJR website interface. At the top, there is a dark header with the AJR logo and the text "American Journal of Roentgenology (AJR)". Below the header, there are two main columns. The left column, titled "Issues", lists various issues from 2020 to 2021. The right column, titled "Vol. 216 Issue 4 - 2021", lists several articles with their titles, authors, and page numbers. Each article entry has a small folder icon to its right. Two blue arrows point to the top right and middle right of the interface, highlighting the save or bookmark options.

Issues	Related Journals	Vol. 216 Issue 4 - 2021
Articles In Press New Articles		Quantification of Liver Steatosis: Is CT Equivalent to PDFFF? Ferratoli, Giovanna; Barr, Richard G. p. W14
Vol. 216 Issue 4 2021		Editor's Notebook: April 2021 Rosenkrantz, Andrew B. pp. 849-850
Vol. 216 Issue 3 2021		Role of 18 F-Fluciclovine and Prostate-Specific Membrane Antigen PET/CT in Guiding Management of Oligometastatic Prostate Cancer: AJR Expert Panel Narrative Review Savir-Baruch, Bitai; Choyke, Peter L.; Rowe, Steven P.; Schuster, David M.; Subramaniam, Rathan M.; Jadvar, Hossein pp. 851-859
Vol. 216 Issue 2 2021		Current Status and Future of BI-RADS in Multimodality Imaging, From the AJR Special Series on Radiology Reporting and Data Systems Eghtedari, Mohammad; Chong, Alice; Rakow-Penner, Rebecca; Ojeda-Fournier, Haydee pp. 860-873
Vol. 215 Issue 6 2020		Unenhanced MRI for Abdominal Pain in the Pediatric Emergency Department: Point—Safe and Comprehensive Assessment While Reducing Delay in Care Desoky, Sarah; Udayasankar, Unni K.
Vol. 215 Issue 5 2020		
Vol. 215 Issue 4 2020		
Vol. 215 Issue 3 2020		

Hantera artikel

The role of silver coating for arthroplasty components

PREV ARTICLE

The Bone & Joint Journal
Vol. 103-B Issue 3, pp. 423-429, 2021.

The role of silver coating for arthroplasty components

Diez-Escudero, Anna; Hailer, Nils P.

Abstract

Periprosthetic joint infection (PJI) is one of the most common complications of total hip and knee arthroplasty surgery; thus numerous approaches have been used to coat the implant surfaces with antibacterial properties. Due to the promising coating for metallic surfaces, and silver-coated implants are in clinical use today. However, silver ions are cytotoxic to both prokaryotic and eukaryotic cells both in the immediate vicinity of the implant and in the surrounding tissue. In most clinically-used implants, silver coating is not in direct contact with bone, such as in painless total hip arthroplasty. In contrast, in total knee arthroplasty, the implant is in contact with bone in tumour or complex revision surgery. These findings suggest that silver coating is a promising method, total silver content, and silver release are important factors for the prevention of occurrence of argyria, have been a cause for concern. The use of silver-coated implants for coatings in terms of preventing PJI is also common. However, silver coating is uncommon on parts of implants in contact with bone, but this option might be highly desirable for preventing PJI. Therefore, an optimal silver content that inhibits bacterial colonization while maintaining osteoconductivity is crucial if silver were to be applied as a coating on parts intended for bone contact. This review summarizes the different methods used to apply silver coatings to arthroplasty components, with a focus on the amount and duration of silver release from the different coatings; the available experience with silver-coated implants that are in clinical use today; and future strategies to balance the effects of silver on bacteria and eukaryotic cells, and to develop silver-coated titanium components suitable for bone ingrowth. Cite this article: 2021;103-B(3):423-429.

Share this Article [Report a Problem](#)

BrowZine could not automatically find a PDF for this article.

[Open in Safari](#) [Share to Social](#)


Document Management

[Email Article](#) [Save Article](#) [Open PDF](#)


Bibliographic Management

[Zotero](#) [Mendeley](#) [RefWorks](#) [EndNote](#)

[View Full Paper](#) [WEB SITE](#)



Hitta sparade tidskrifter och artiklar



Uppdaterad 2023-08-17